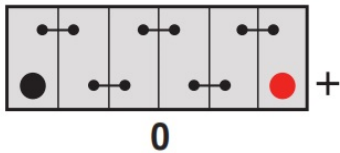
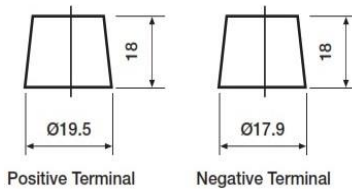


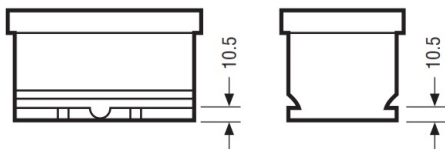
Image for illustration only



T1
Standard DIN Post



B1



Super Start 335 Professional Automotive Battery

Super Start Part Number	335	
Bar code	5050694048609	
Voltage (V)	12	
Capacity at 20-hour Rate (Ah)	95	
Cold Cranking Performance (Amps) EN1	700	
Recommended Charge Rate (Amps)	7	
Dimensions (mm)	Length	304
	Width	174
	Height	225
Cell Layout	0	
Terminal Type	T1	
Battery Hold Down	B1	
Lid Type	SMF Double Lid	
Case Type	D31 JIS	
Performance Markings	W3-C2-V2-E1	
State of Charge indicator	Yes	
Mean Weight with Acid (kg)	20.8	