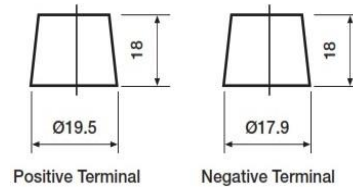
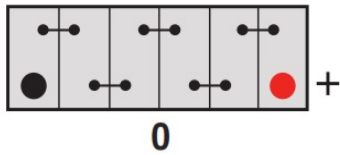


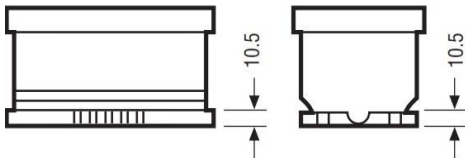
Image for illustration only



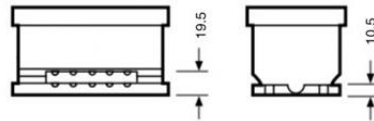
**T1**  
Standard DIN Post



**B13**



**B13/B14**



## Super Start 100 Professional Automotive Battery

Super Start Part Number	<b>100</b>	
Bar code	5050694048562	
Voltage (V)	12	
Capacity at 20-hour Rate (Ah)	64	
Cold Cranking Performance (Amps) EN1	510	
Recommended Charge Rate (Amps)	5	
Dimensions (mm)	Length	278
	Width	175
	Height	175
Cell Layout	0	
Terminal Type	T1	
Battery Hold Down	B13/B14	
Lid Type	Central Venting	
Case Type	LB3 DIN	
Performance Markings	W3-C2-V2-E1	
State of Charge indicator	No	
Mean Weight with Acid (kg)	17.9	