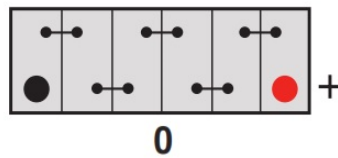
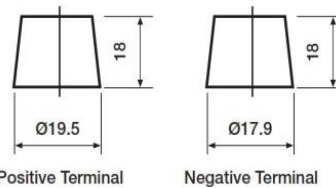


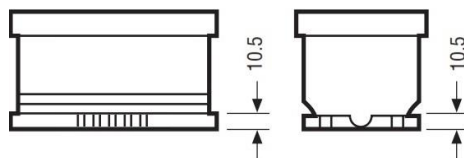
Image for illustration only



T1
Standard DIN Post



B13



Super Start 096 Professional Automotive Battery

Super Start Part Number **096**

Bar code	5050694048555
Voltage (V)	12
Capacity at 20-hour Rate (Ah)	72
Cold Cranking Performance (Amps) EN1	650
Recommended Charge Rate (Amps)	5

Dimensions (mm)	Length	278
	Width	175
	Height	175

Cell Layout	0
Terminal Type	T1
Battery Hold Down	B13
Lid Type	Central Venting
Case Type	L3 DIN
Performance Markings	W3-C2-V2-E1
State of Charge indicator	No

Mean Weight with Acid (kg) **19**